



DESCRIPTION **2020 / 9206A RC 300 AWD**
COLOR **ATOMIC SILVER**
VIN **JTHD85EC5L5005856**
FINAL ASSEMBLY POINT **TAHARA, AICHI, JAPAN**

Delivered by Truck to:
LEXUS OF LEXINGTON
1264 EAST NEW CIRCLE ROAD
LEXINGTON KY40505

STANDARD EQUIPMENT & INSTALLED OPTIONS

STANDARD FEATURES

- * 3.5-Liter V6 With 260 HP
- * 6-Speed Automatic Transmission
- * Full-Time All-Wheel Drive
- * Drive Mode Select (ECO, Normal, Sport & Snow)
- * Steering Wheel Mounted Paddle Shifters
- * 18-in Split 5-Spoke Alloy Wheels
- * Lexus Safety System+, Pre-Collision System (PCS) w/Pedestrian Detection, High Speed-Dynamic Radar Cruise Control; Lane Departure Alert w/Steering Assist & Intelligent High Beam Headlamps
- * SmartAccess with Push-Button Start/Stop
- * Backup Camera
- * Auto On/Off LED Low and High Beam Headlamps with Daytime Running Lights (DRL)
- * Lexus Enform Safety Connect (3-Year Trial Incl'd)
- * Lexus Enform Service Connect (Included for the First 10 years of Ownership)
- * Lexus Multimedia System with 7.0 in Color Display, 10-Speaker Lexus Premium Sound System, and Voice Command
- * Apple CarPlay and Android Auto Compatibility
- * Lexus Enform Wi-Fi, 4GB (3-Month Trial Included)

- * Lexus Enform Remote (3-Year Trial Included) Compatible w/Smartphone, Smart Watch, Devices Enabled with Google Assistant, or Amazon Alexa
- * SiriusXM Satellite Radio (3-Month Trial Included)
- * 10-Way Power Driver's Seat (Incl 2-Way Lumbar) and 8-Way Power Passenger's Seat
- * Dual-Zone Automatic Climate Control
- * Rear View Mirror- Auto Dimming, HomeLink Garage Door Opener
- * First Aid Kit

MANUFACTURER'S SUGGESTED RETAIL PRICE

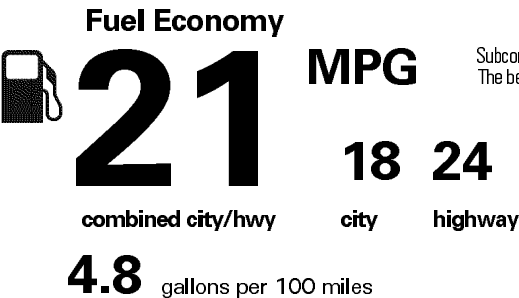
- ** All Weather Package: Headlamp washers, Windshield Wiper De-Icer, Water-Repellent Front-Door Glass, Fast-Response Interior Heater 220.00
- ** 19-in Split-10-Spoke Alloy Wheels 660.00
- ** Intuitive Parking Assist 500.00
- ** Premium Package: Lexus Memory System For Drivers Seat, Outside Mirrors and Steering Column, Blind Spot Monitor with Rear Cross-Traffic Alert, Electrochromic Heated Outside Mirrors with Auto Tilt-Down In Reverse, Power Tilt and Telescopic Steering Column, Rain Sensing Wipers, Heated and Ventilated Seats 1,950.00
- ** Power Moonroof 1,100.00
- ** Heated Steering Wheel 150.00
- ** All-Weather Floor Liners 170.00
- ** Rear Spoiler 410.00
- ** Cargo Net/Trunk Mat/Wheel Locks & Key Glove 285.00

\$43,985.00

Not Original - Copy
Created on 2020-05-06 04:50:09 (UTC)

EPA DOT Fuel Economy and Environment

Gasoline Vehicle

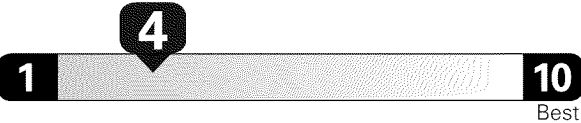


Subcompacts range from 14 to 108 MPG. The best vehicle rates 136 MPGe.

You spend **\$ 4,000** more in fuel costs over 5 years compared to the average new vehicle.

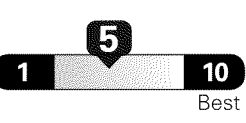
Annual fuel cost **\$ 2,300**

Fuel Economy & Greenhouse Gas Rating (tailpipe only)



This vehicle emits 422 grams CO2 per mile. The best emits 0 grams per mile (tailpipe only). Producing and distributing fuel also create emissions. Learn more at fueleconomy.gov.

Smog Rating (tailpipe only)



Actual results will vary for many reasons, including driving conditions and how you drive and maintain your vehicle. The average new vehicle gets 27 MPG and costs \$7,500 to fuel over 5 years. Cost estimates are based on 15,000 miles per year at \$3.25 per gallon. MPGe is miles per gasoline gallon equivalent. Vehicle emissions are a significant cause of climate change and smog.

fueleconomy.gov

Calculate personalized estimates and compare vehicles



GOVERNMENT 5-STAR SAFETY RATINGS

This vehicle has not been rated by the government for overall vehicle score, frontal crash, side crash or rollover risk.

Star ratings range from 1 to 5 stars (★★★★★) with 5 being the highest.
Source: National Highway Traffic Safety Administration (NHTSA)
www.safercar.gov or 1-888-327-4236

SUB-TOTAL \$49,430.00

DELIVERY, PROCESSING AND HANDLING FEE 1,025.00

TOTAL \$50,455.00

APPLICABLE FEDERAL TAXES NOT INCLUDED

| |
|---|
| Manufacturer's suggested retail price includes manufacturer's recommended pre-delivery service. |
| License and title fees, state, local and applicable federal taxes, and dealer installed options and accessories are not included in the manufacturer's suggested retail price. |
| LEXUS NEW VEHICLE LIMITED WARRANTY <ul style="list-style-type: none">* 4YR / 50000 mile basic coverage* 6YR / 70000 mile powertrain coverage* 6YR / Unlimited mile corrosion perforation warran |
| See your Warranty and Services Guide for details. |
| LEXUS IS PLEASED TO OFFER THE FOLLOWING OWNER SUPPORT PACKAGE WITH EACH NEW LEXUS <ul style="list-style-type: none">* 24 hour, 365 day/yr. roadside assistance plan* Complimentary 1st and 2nd scheduled maintenance services* Lodging for emergency breakdown 100 miles from home |
| An extended service contract may be available for this vehicle. Ask dealer for details |

604 B4451 L198

